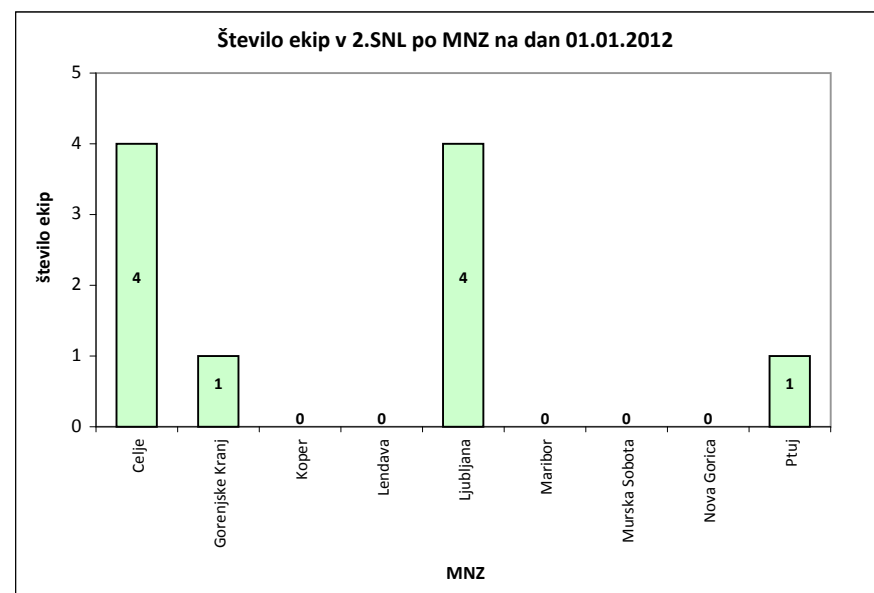
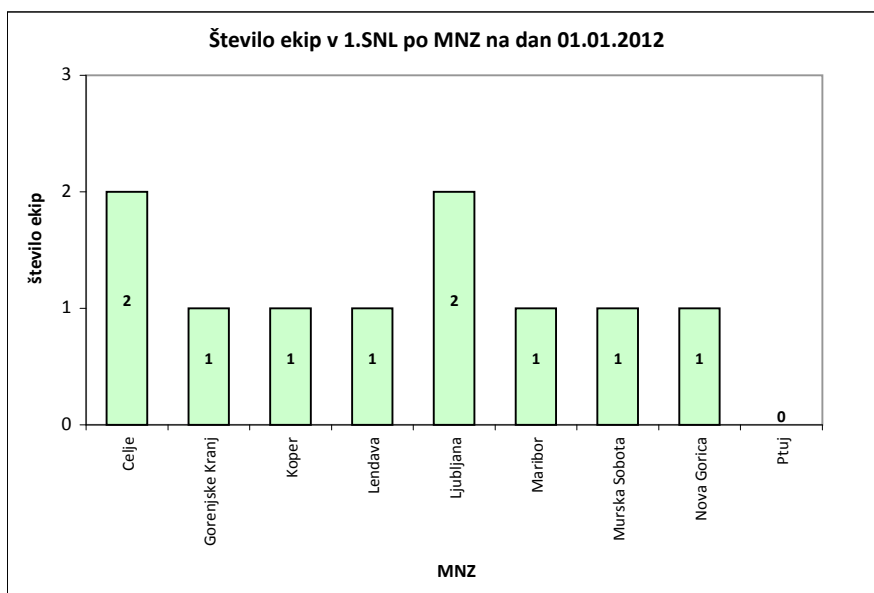
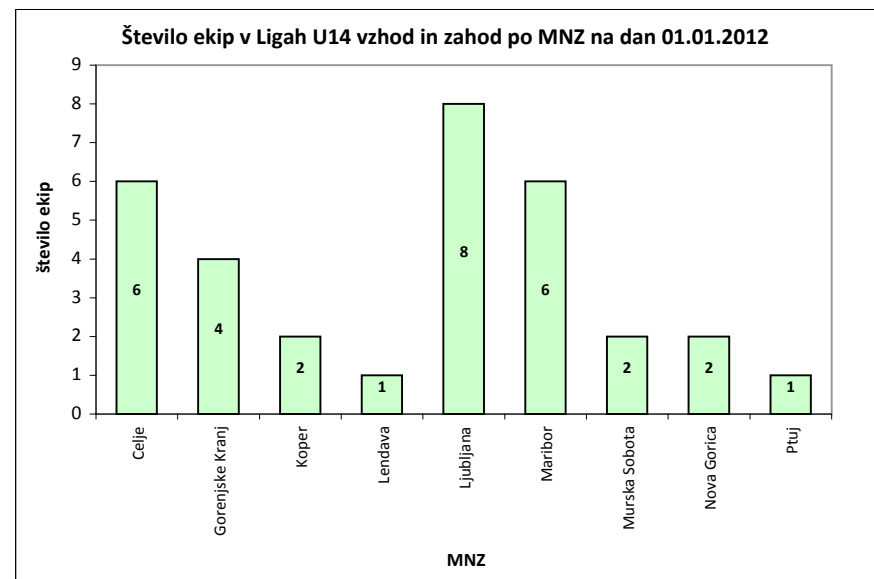
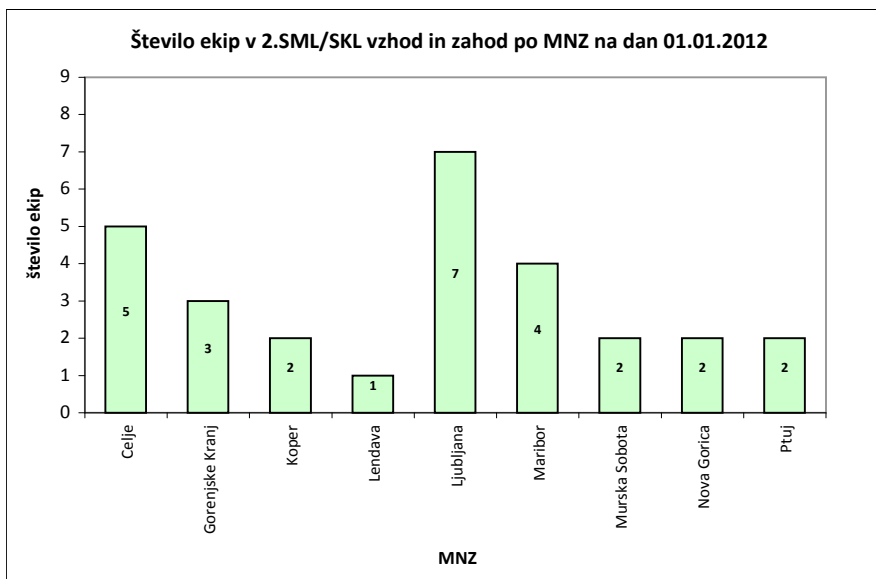
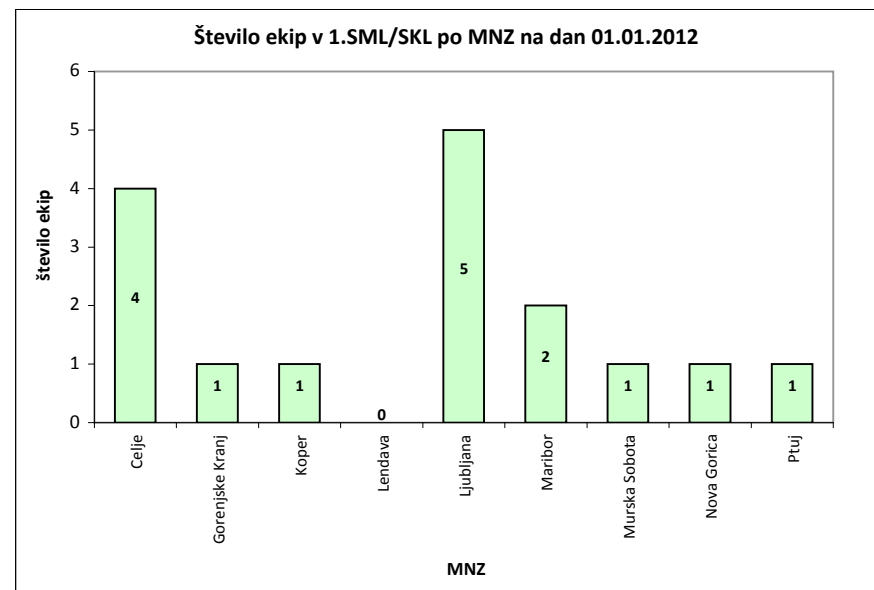
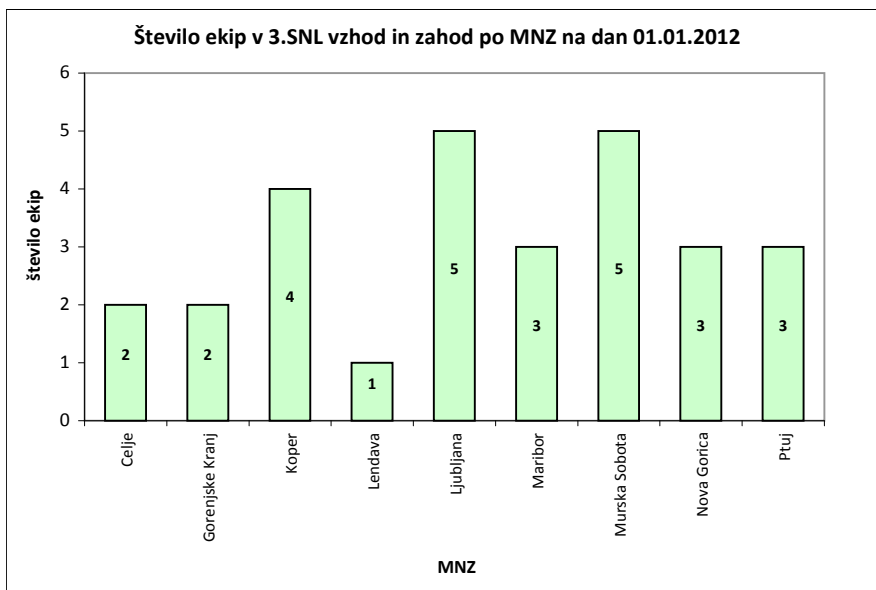


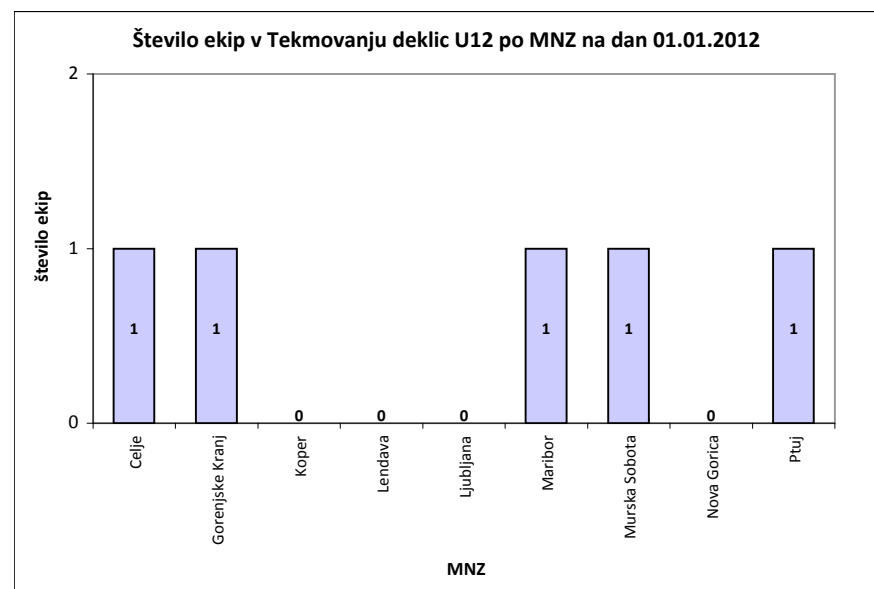
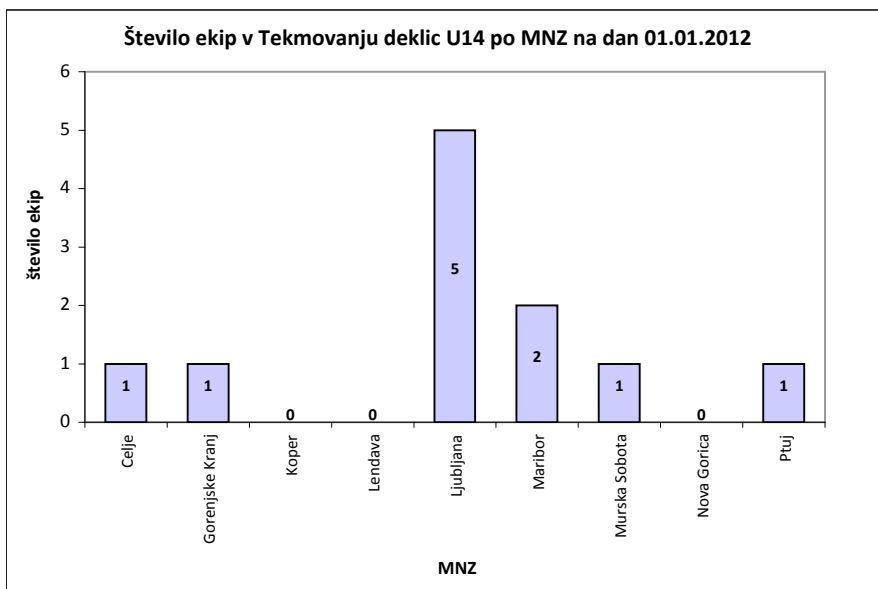
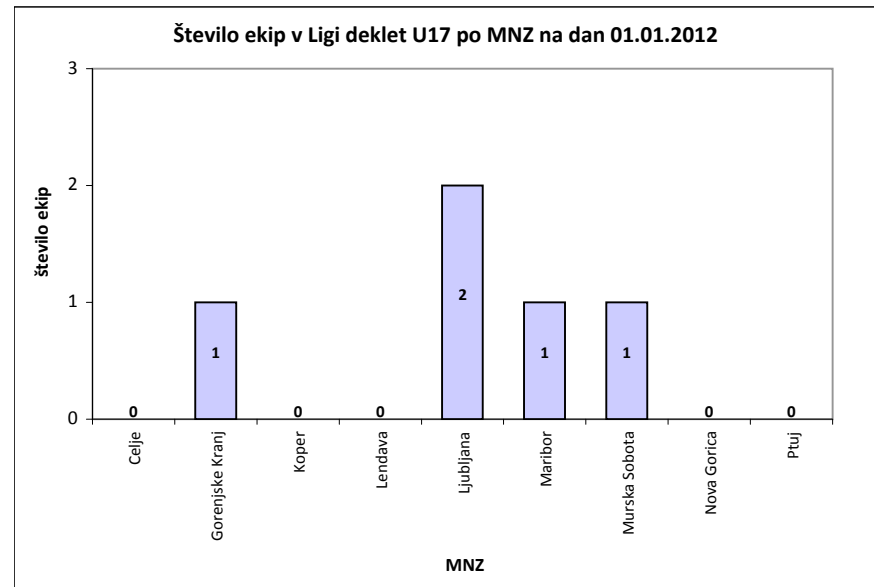
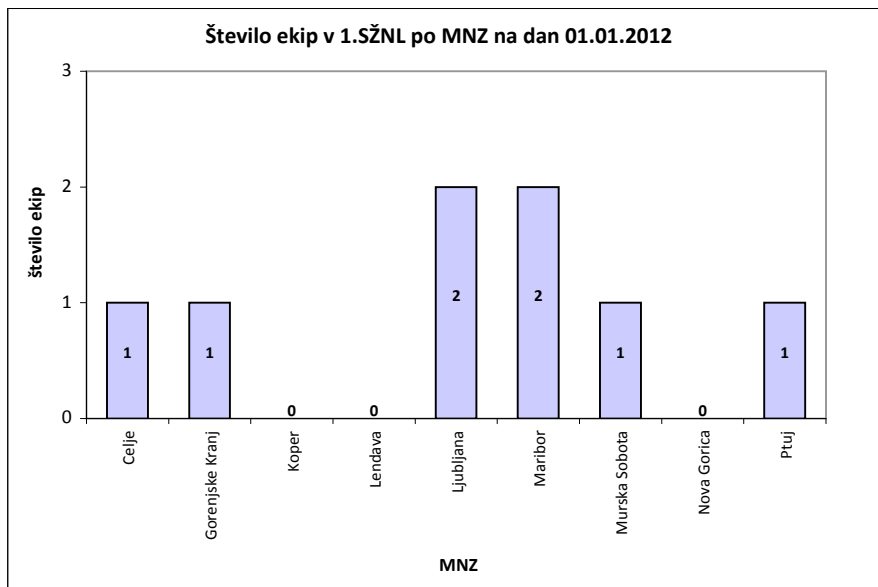
## Razporeditev ekip nogometnih klubov v tekmovanjih NZS in MNZ na dan 01.01.2012

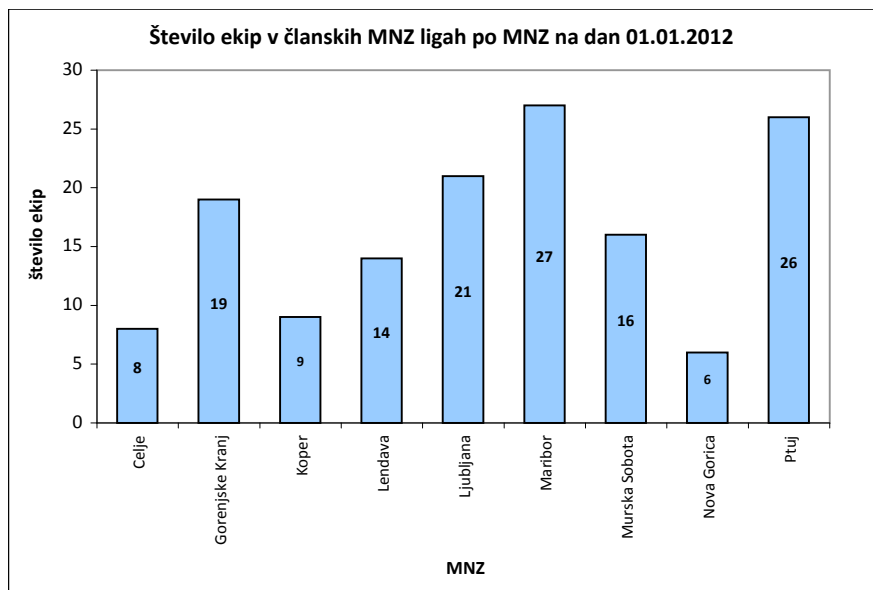
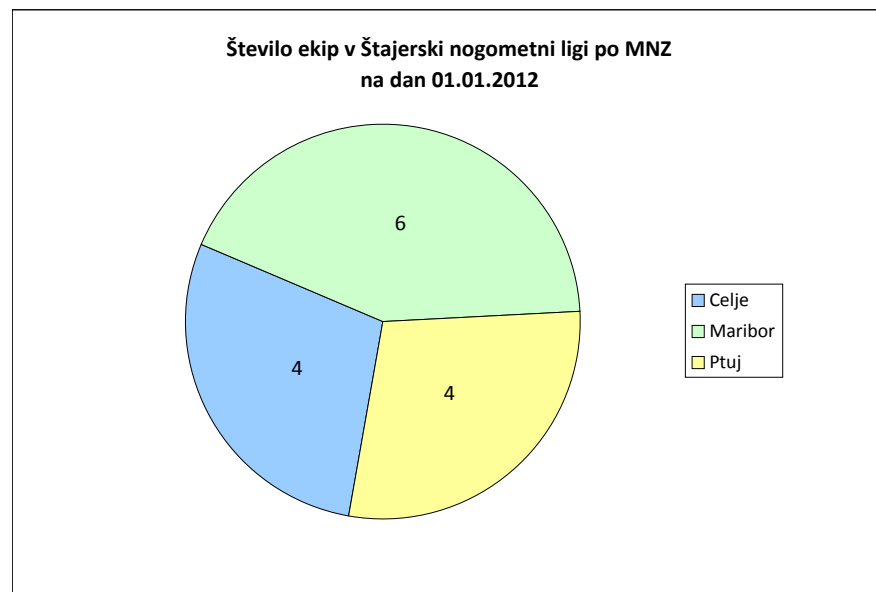
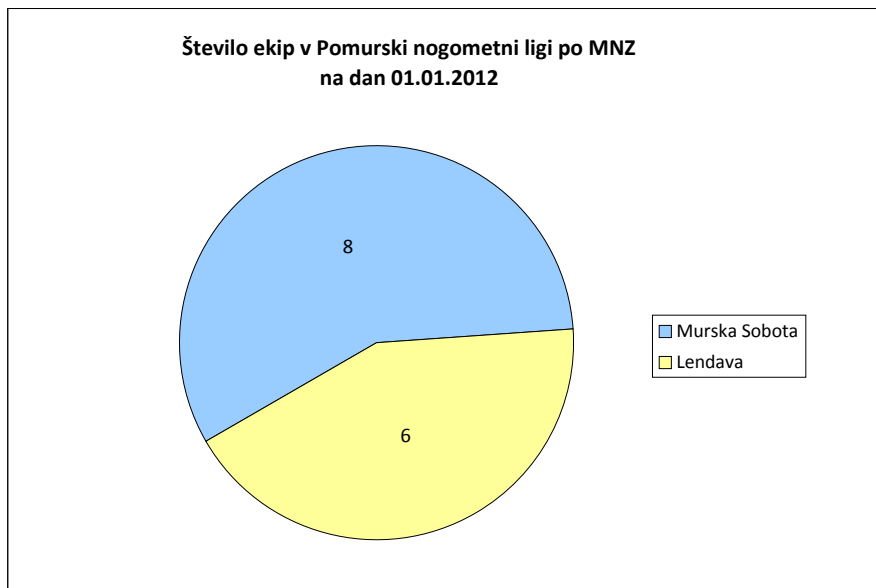
Z.št.	MNZ	Tekmovanja NZS												Skupne lige MNZ				Tekmovanja MNZ								VSE	
		1.SNL	2.SNL	3.SNL	1.SML	1.SKL	2.SML	2.SKL	U14	1.SŽNL	DU17	DU14	DU12	Skupaj	PNL	ŠNL	EPNL U18	EPNL U16	ČL	U18	U16	U14	U12	U10	U8		Skupaj
1	Celje	2	4	2	4	4	5	5	6	1	0	1	1	35	0	4	0	0	8	7	4	17	27	31	27	125	160
2	Gorenjske Kranj	1	1	2	1	1	3	3	4	1	1	1	1	20	0	0	0	0	19	7	7	12	18	24	27	114	134
3	Koper	1	0	4	1	1	2	2	2	0	0	0	0	13	0	0	3	4	9	3	4	7	16	22	18	79	92
4	Lendava	1	0	1	0	0	1	1	1	0	0	0	0	5	6	0	0	0	14	9	0	3	12	7	8	59	64
5	Ljubljana	2	4	5	5	5	7	7	8	2	2	5	0	52	0	0	0	0	21	16	9	26	43	85	60	260	312
6	Maribor	1	0	3	2	2	4	4	6	2	1	2	1	28	0	6	0	0	27	12	12	20	28	36	40	181	209
7	Murska Sobota	1	0	5	1	1	2	2	2	1	1	1	1	18	8	0	0	0	16	19	3	8	23	23	16	116	134
8	Nova Gorica	1	0	3	1	1	2	2	2	0	0	0	0	12	0	0	3	3	6	3	3	4	11	11	13	51	63
9	Ptuj	0	1	3	1	1	2	2	1	1	0	1	1	14	0	4	0	0	26	14	8	11	22	24	16	125	139
<b>SKUPAJ</b>		<b>10</b>	<b>10</b>	<b>28</b>	<b>16</b>	<b>16</b>	<b>28</b>	<b>28</b>	<b>32</b>	<b>8</b>	<b>5</b>	<b>11</b>	<b>5</b>	<b>197</b>	<b>14</b>	<b>14</b>	<b>6</b>	<b>7</b>	<b>146</b>	<b>90</b>	<b>50</b>	<b>108</b>	<b>200</b>	<b>263</b>	<b>225</b>	<b>1110</b>	<b>1307</b>

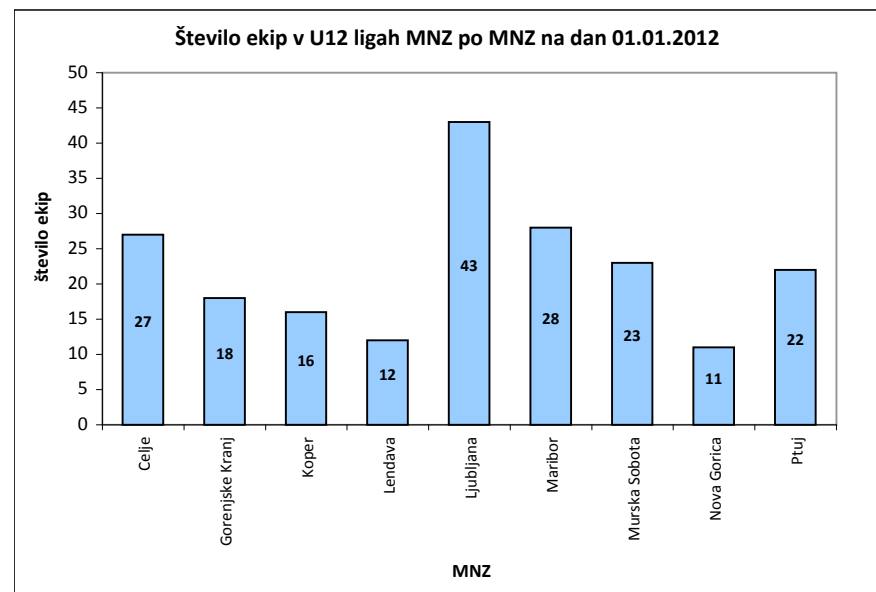
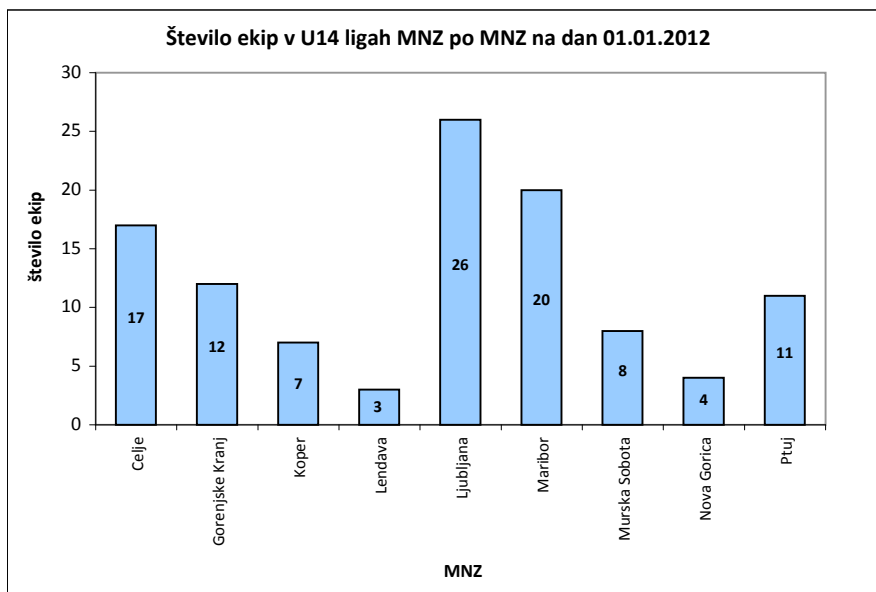
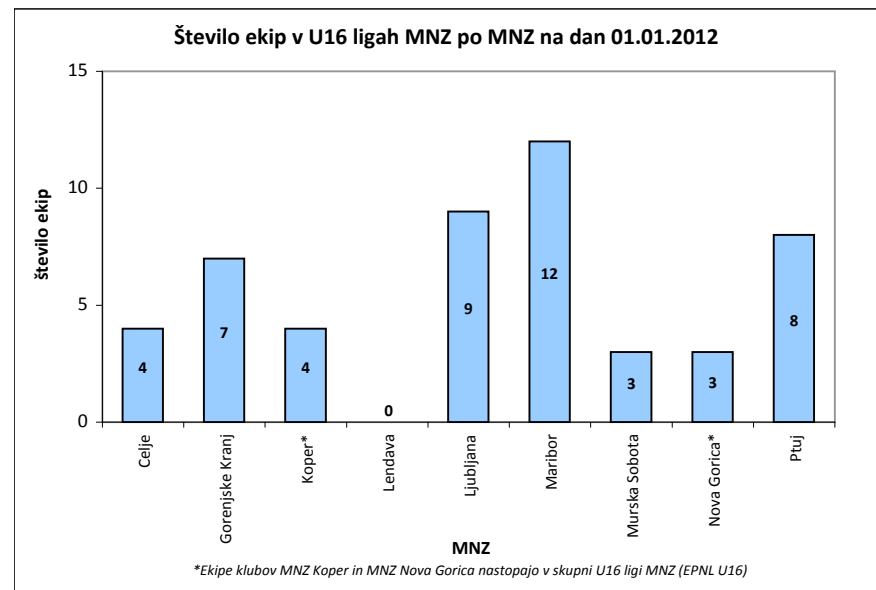
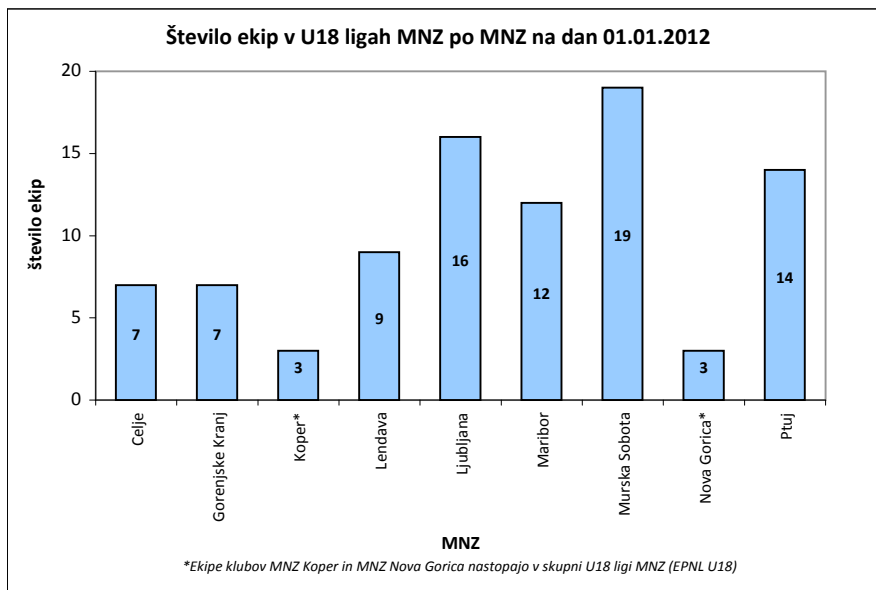
Legenda: PNL - Pomurska nogometna liga (MNZ LE in MNZ MS), ŠNL - Štajerska nogometna liga (MNZ CE, MNZ MB in MNZ PT), EPNL U18/U16 - Enotna primorska nogometna liga U18/U16 (MNZ KP, MNZ NG).

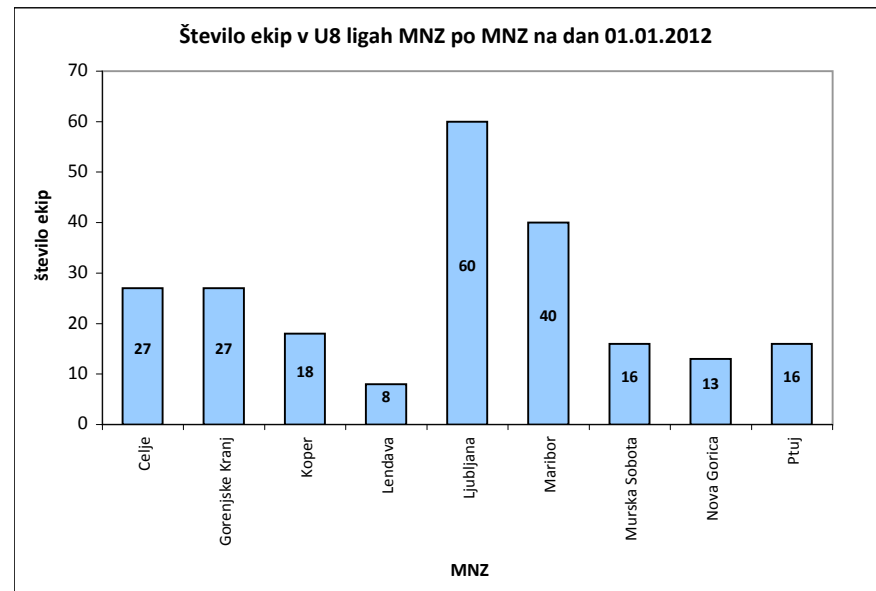
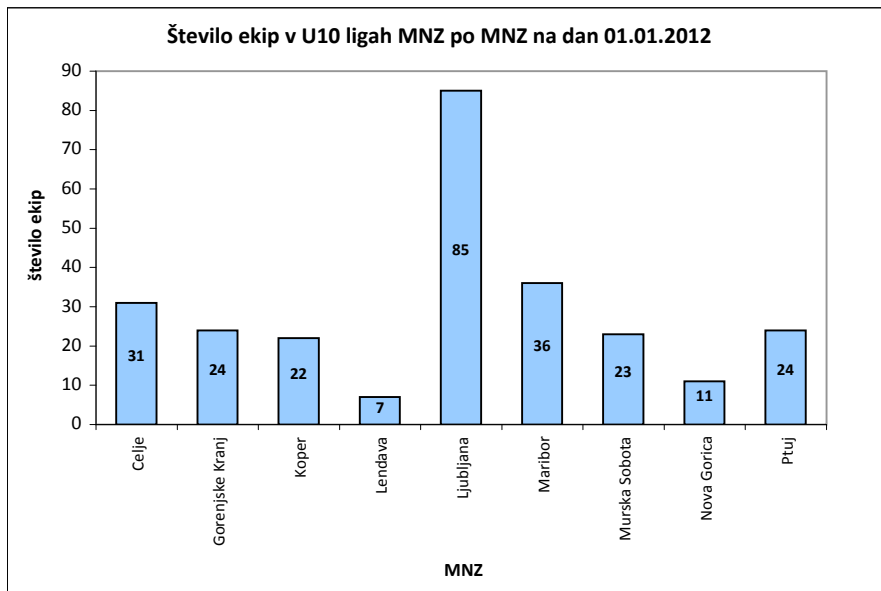






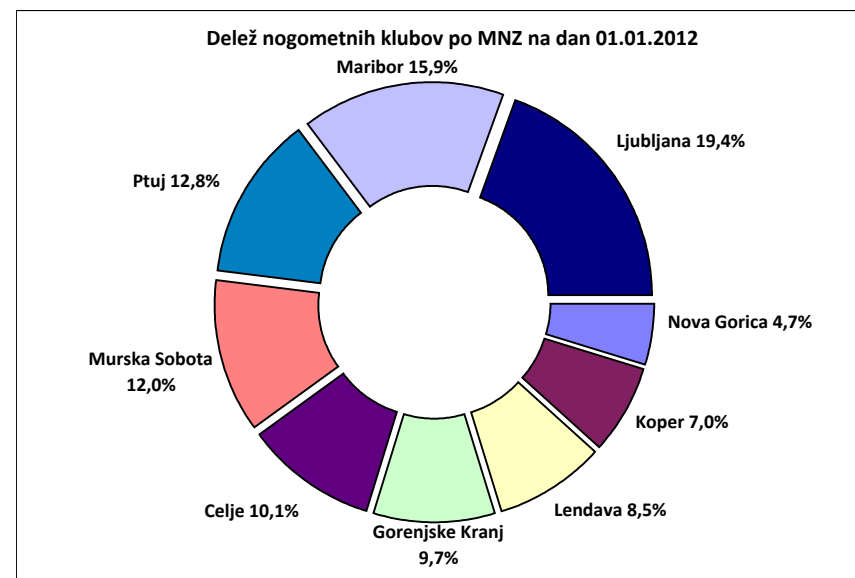
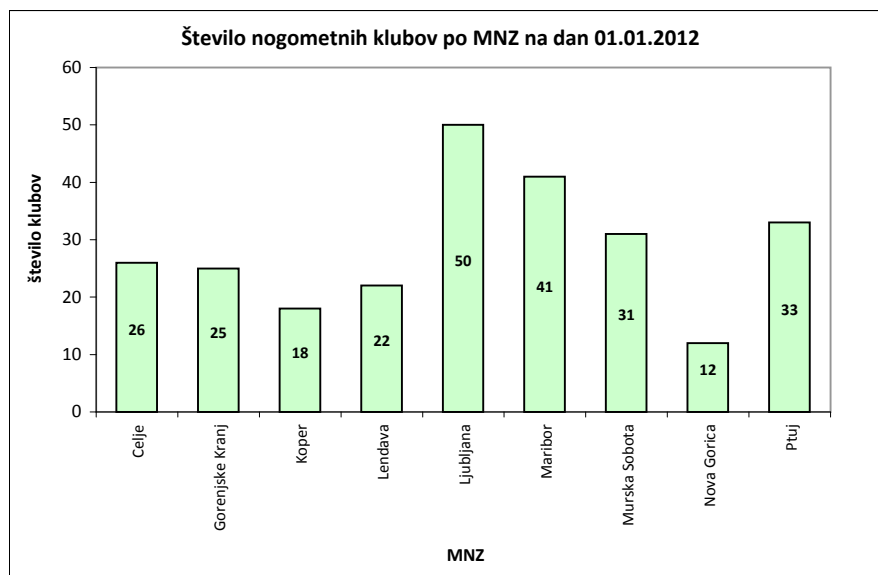


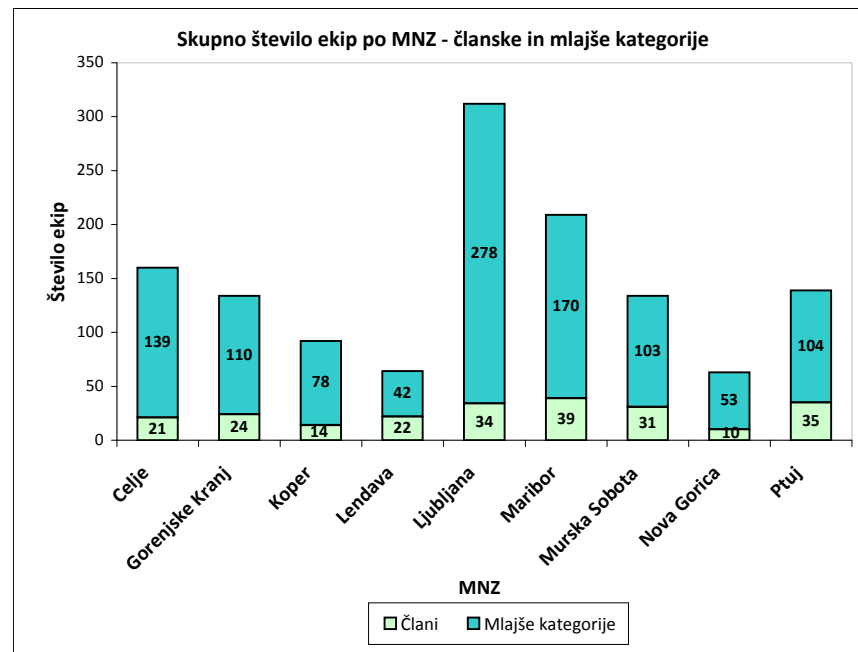
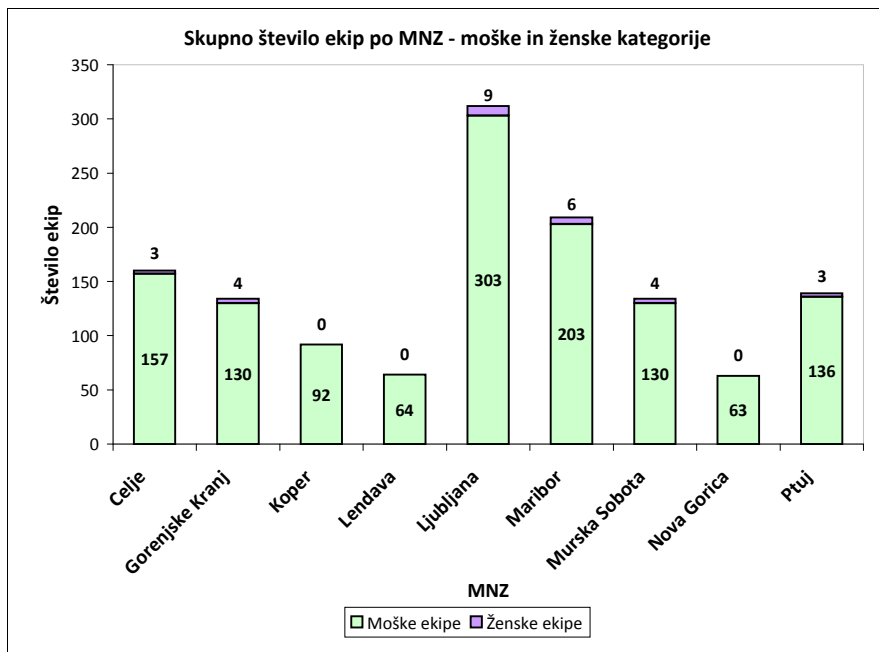
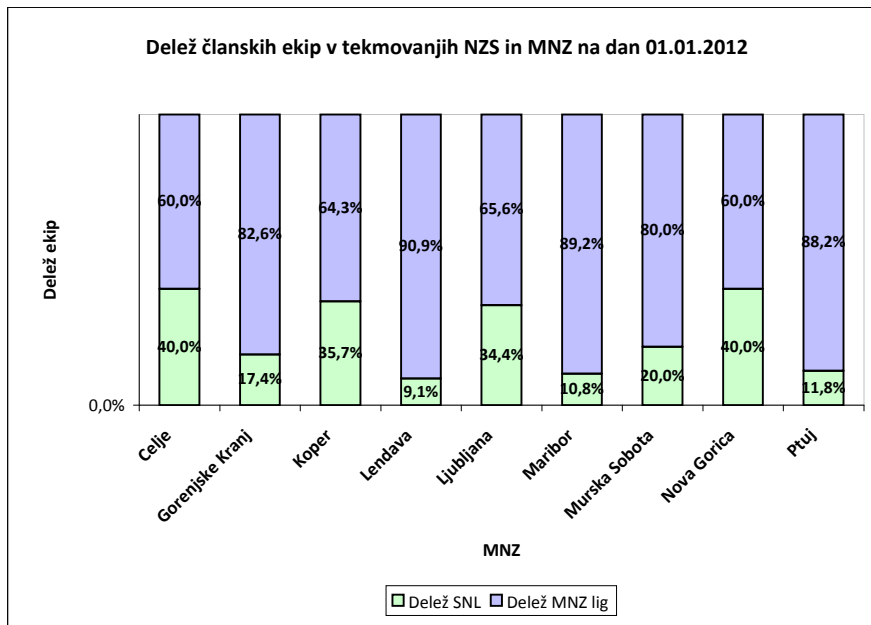




## Analiza delovanja nogometnih klubov po MNZ na dan 01.01.2012

Z.št.	MNZ	Tekmovanja NZS			Skupaj		Delež		Št. ekip - moški		Moške kategorije	Št. ekip - ženske		Ženske kategorije	Število ekip		Skupaj ekip	Pokritost članskih ekip z ml. kateg.	Skupaj klubov	Strukturni delež	
		1.SNL	2.SNL	3.SNL	SNL	MNZ lige	SNL+MNZ	Delež SNL	Delež MNZ lig	člani		ml. kat.	člani		ml. kat.	člani					ml. kat.
1	Celje	2	4	2	8	12	20	40,0%	60,0%	20	137	157	1	2	3	21	139	160	6,6	26	10,1%
2	Gorenjske Kranj	1	1	2	4	19	23	17,4%	82,6%	23	107	130	1	3	4	24	110	134	4,6	25	9,7%
3	Koper	1	0	4	5	9	14	35,7%	64,3%	14	78	92	0	0	0	14	78	92	5,6	18	7,0%
4	Lendava	1	0	1	2	20	22	9,1%	90,9%	22	42	64	0	0	0	22	42	64	1,9	22	8,5%
5	Ljubljana	2	4	5	11	21	32	34,4%	65,6%	32	271	303	2	7	9	34	278	312	8,2	50	19,4%
6	Maribor	1	0	3	4	33	37	10,8%	89,2%	37	166	203	2	4	6	39	170	209	4,4	41	15,9%
7	Murska Sobota	1	0	5	6	24	30	20,0%	80,0%	30	100	130	1	3	4	31	103	134	3,3	31	12,0%
8	Nova Gorica	1	0	3	4	6	10	40,0%	60,0%	10	53	63	0	0	0	10	53	63	5,3	12	4,7%
9	Ptuj	0	1	3	4	30	34	11,8%	88,2%	34	102	136	1	2	3	35	104	139	3,0	33	12,8%
<b>SKUPAJ</b>		<b>10</b>	<b>10</b>	<b>28</b>	<b>48</b>	<b>174</b>	<b>222</b>	<b>21,6%</b>	<b>78,4%</b>	<b>222</b>	<b>1056</b>	<b>1278</b>	<b>8</b>	<b>21</b>	<b>29</b>	<b>230</b>	<b>1077</b>	<b>1307</b>	<b>4,8</b>	<b>258</b>	<b>100,0%</b>







## Razporeditev ekip klubov malega nogometa v tekmovanjih NZS in MNZ ter analiza delovanja MNZ na dan 01.01.2012

Z.št.	MNZ	Tekmovanja NZS							MNZ	NZS + MNZ	Delež NZS	Delež MNZ lig	Skupaj KMN	Strukturni delež KMN	
		1.SFL	2.SFL	3.SFL	U21	U18	U15	U13							SKUPAJ
1	Celje	2	2	0	3	4	0	0	11	0	11	100,0%	0,0%	4	6,8%
2	Gorenjske Kranj	0	1	0	1	1	1	1	5	0	5	100,0%	0,0%	2	3,4%
3	Koper	2	0	0	2	4	0	0	8	11	19	42,1%	57,9%	13	22,0%
4	Lendava	0	0	0	0	0	0	0	0	0	0	0,0%	0,0%	0	0,0%
5	Ljubljana	1	3	0	3	6	4	3	20	13	33	60,6%	39,4%	7	11,9%
6	Maribor	0	3	15	1	5	0	2	26	0	26	100,0%	0,0%	16	27,1%
7	Murska Sobota	0	0	0	0	1	1	0	2	10	12	16,7%	83,3%	11	18,6%
8	Nova Gorica	3	0	0	3	3	1	1	11	0	11	100,0%	0,0%	3	5,1%
9	Ptuj	0	2	0	0	4	2	2	10	0	10	100,0%	0,0%	3	5,1%
<b>SKUPAJ</b>		<b>8</b>	<b>11</b>	<b>15</b>	<b>13</b>	<b>28</b>	<b>9</b>	<b>9</b>	<b>84</b>	<b>34</b>	<b>118</b>	<b>71,2%</b>	<b>28,8%</b>	<b>59</b>	<b>100,0%</b>

